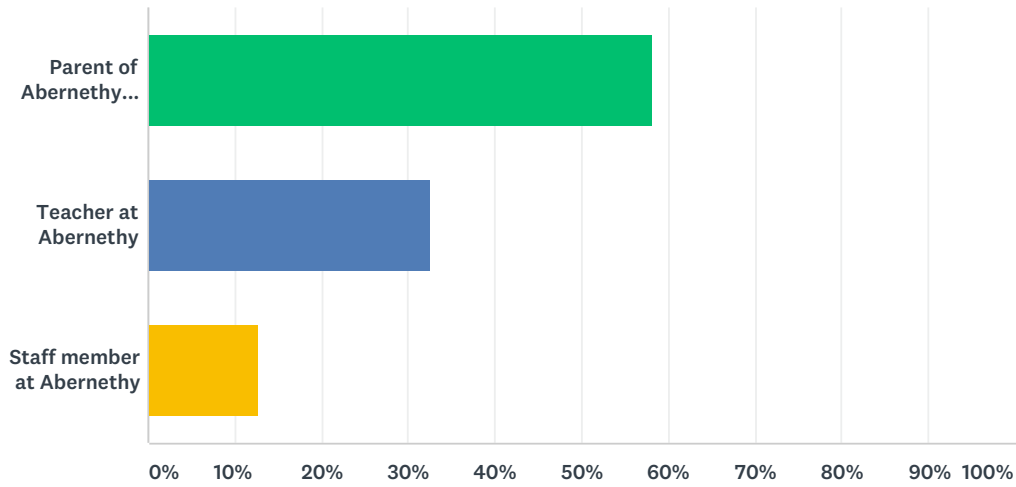


Q1 Role at Abernethy: please check all that apply

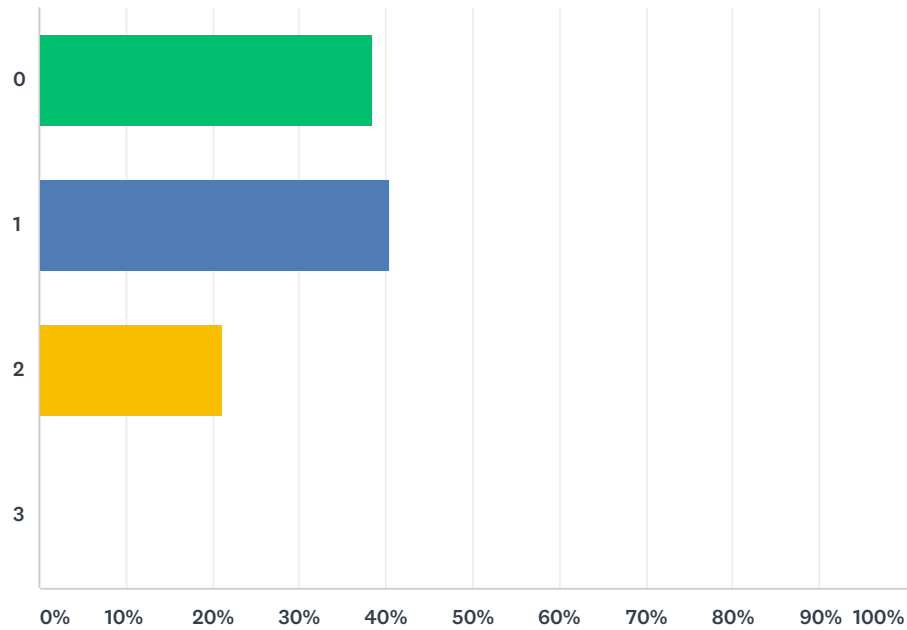
Answered: 55 Skipped: 0



ANSWER CHOICES	RESPONSES
Parent of Abernethy Student	58.18% 32
Teacher at Abernethy	32.73% 18
Staff member at Abernethy	12.73% 7
Total Respondents: 55	

Q2 How many children do you currently have at Abernethy?

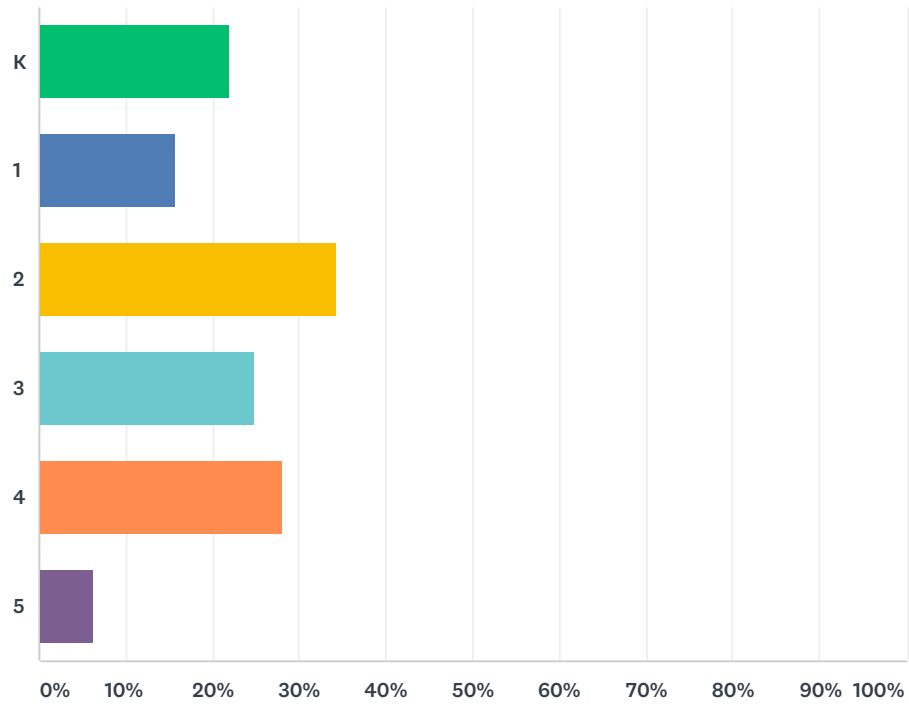
Answered: 52 Skipped: 3



ANSWER CHOICES	RESPONSES	
0	38.46%	20
1	40.38%	21
2	21.15%	11
3	0.00%	0
TOTAL		52

Q3 What grade(s) is your child(ren) in? (mark all that apply)

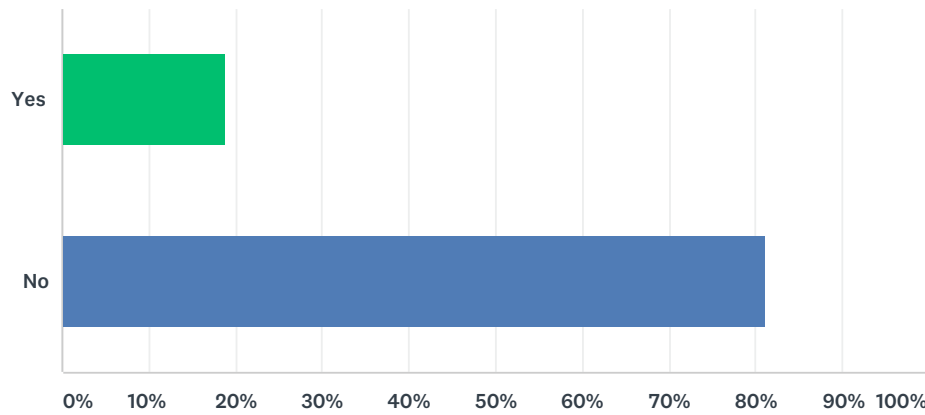
Answered: 32 Skipped: 23



ANSWER CHOICES	RESPONSES	
K	21.88%	7
1	15.63%	5
2	34.38%	11
3	25.00%	8
4	28.13%	9
5	6.25%	2
Total Respondents: 32		

Q4 Do you have younger children who may someday enroll at Abernethy?

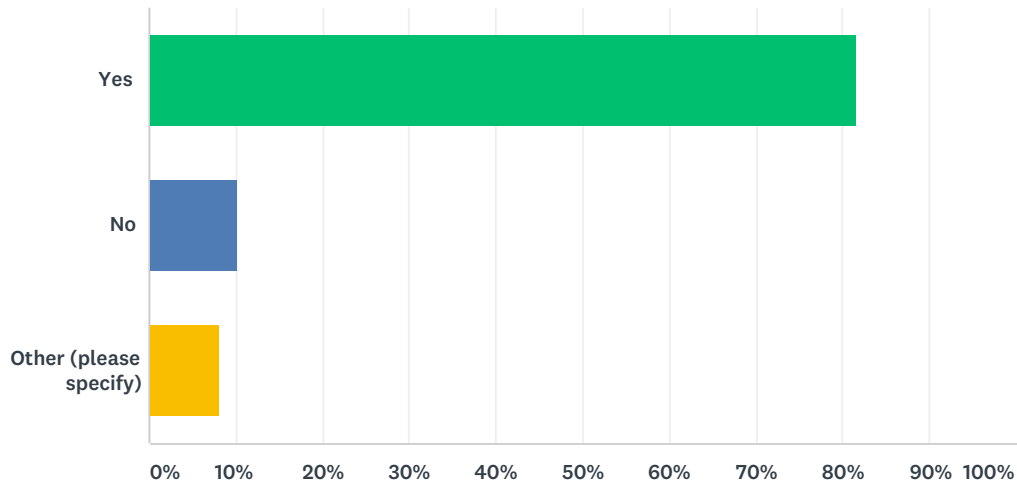
Answered: 48 Skipped: 7



ANSWER CHOICES	RESPONSES	
Yes	18.75%	9
No	81.25%	39
TOTAL		48

Q5 Given the staffing information shared above, do you feel you have an adequate understanding of how these supports impact your child and the importance of these factors in your child's classroom?

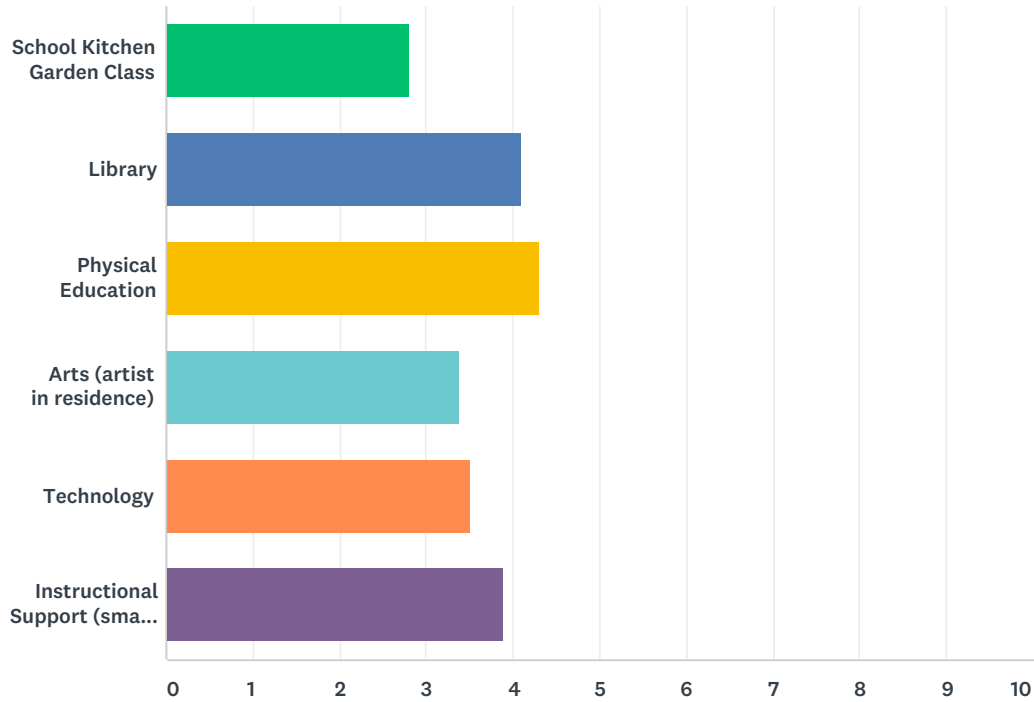
Answered: 49 Skipped: 6



ANSWER CHOICES	RESPONSES	
Yes	81.63%	40
No	10.20%	5
Other (please specify)	8.16%	4
TOTAL		49

Q6 How important are the following programs to your child's development?(Rate 1 to 5, with 5 being the most important)Because Music is funded by the City Arts Tax, it is not included in the rubric below. These funds cannot be reallocated.

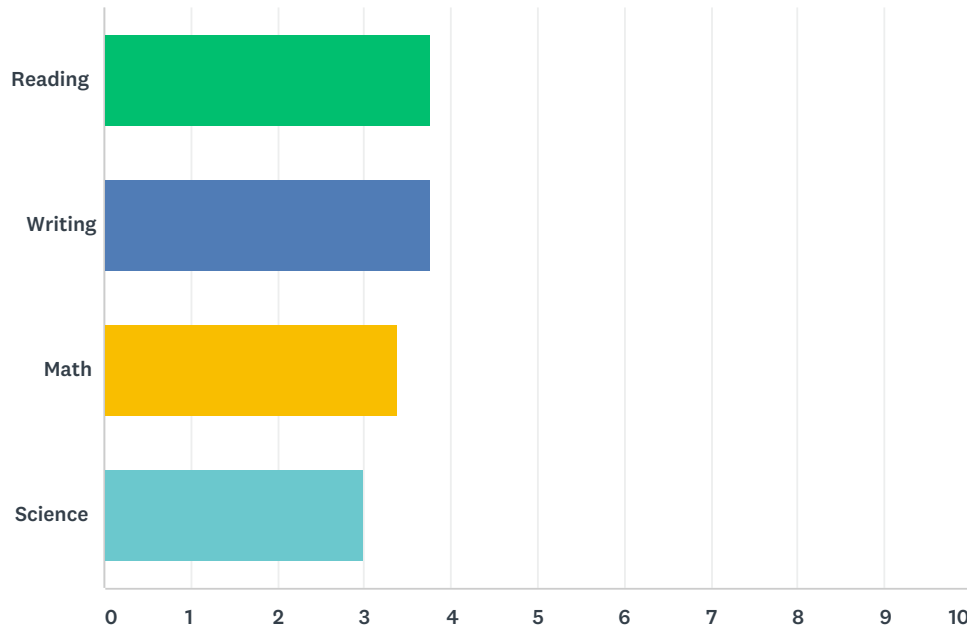
Answered: 53 Skipped: 2



	1	2	3	4	5	TOTAL	WEIGHTED AVERAGE
School Kitchen Garden Class	28.85% 15	17.31% 9	17.31% 9	17.31% 9	19.23% 10	52	2.81
Library	0.00% 0	11.32% 6	11.32% 6	32.08% 17	45.28% 24	53	4.11
Physical Education	1.92% 1	5.77% 3	15.38% 8	13.46% 7	63.46% 33	52	4.31
Arts (artist in residence)	10.00% 5	20.00% 10	20.00% 10	22.00% 11	28.00% 14	50	3.38
Technology	10.20% 5	8.16% 4	28.57% 14	26.53% 13	26.53% 13	49	3.51
Instructional Support (small group Literacy support)	11.54% 6	5.77% 3	13.46% 7	19.23% 10	50.00% 26	52	3.90

Q7 How well do you feel Core Curriculum works for your student?

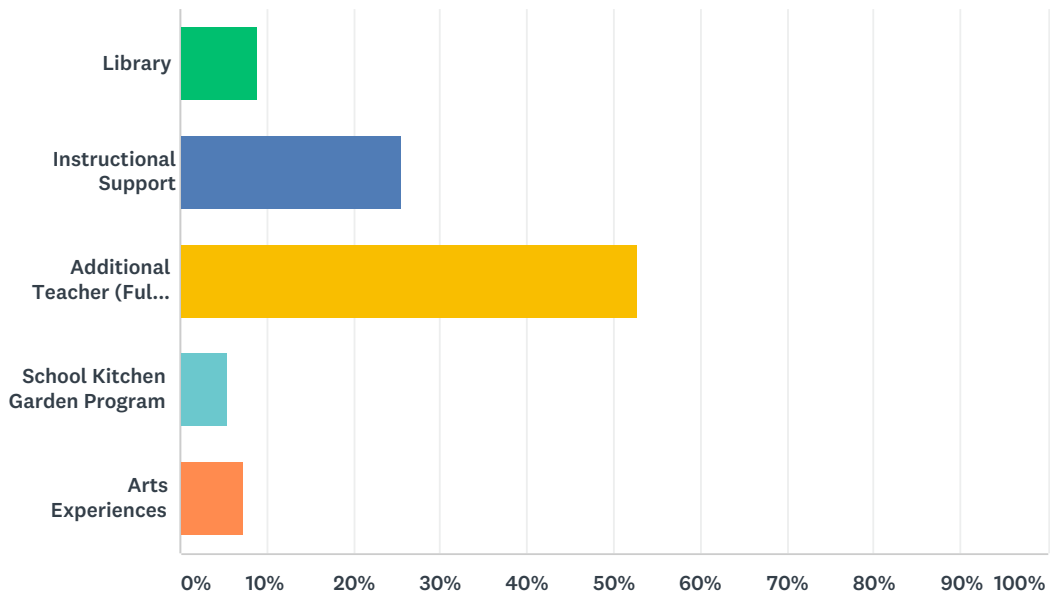
Answered: 42 Skipped: 13



	NOT SATISFIED	SOMEWHAT SATISFIED	MOSTLY SATISFIED	SATISFIED	COMPLETELY SATISFIED	TOTAL	WEIGHTED AVERAGE
Reading	2.38% 1	11.90% 5	21.43% 9	35.71% 15	28.57% 12	42	3.76
Writing	4.76% 2	9.52% 4	19.05% 8	38.10% 16	28.57% 12	42	3.76
Math	7.14% 3	16.67% 7	21.43% 9	40.48% 17	14.29% 6	42	3.38
Science	12.20% 5	29.27% 12	17.07% 7	29.27% 12	12.20% 5	41	3.00

Q8 If you could only allocate discretionary funds to only one of the following, what would it be?

Answered: 55 Skipped: 0



ANSWER CHOICES	RESPONSES	
Library	9.09%	5
Instructional Support	25.45%	14
Additional Teacher (Full Time Employee)	52.73%	29
School Kitchen Garden Program	5.45%	3
Arts Experiences	7.27%	4
TOTAL		55

Q9 Comments:

Answered: 9 Skipped: 46